

ISO-9001 Certified
ISO-17025 Certified
ISO-14000 Certified
ADVANTECH CO., LTD.

QA Test Report

PCA-6751

(Random Vibration Test)

Report No : 03V016A0

Report Date : June 30, 2003

Issue Stamp

Chi-Horng Liao
Manager of QA Department

Charles Chang
Approval

Knight Hu
Test Engineer

台北市內湖區瑞光路 26 巷 20 弄 1 號 5 樓 QA_LAB
QA_LAB, 5F, No. 1, Alley 20, Lane 26, Rueiguang Road, Neihu District, Taipei, Taiwan 114, R.O.C.

TEL: 886-2-2792-7818 FAX: 886-2-2794-7305

www.advantech.com


QA Lab Reliability test

Test Date : June 23, 2003
Test Site : Advantech QA Environment Lab
Performed By : Knight Hu

Purpose : Reliability test of CPU Heatsink mount by agglutinant

Test Standard : Reference IEC68-2-64 Testing procedures
Test Fh : Vibration boardband random test

- Test Condition :**
1. Test Acceleration : 2Grms
 2. Test Frequency : 5-500Hz
 3. Test Axis : X, Y, Z axis
 4. Test Time : 1 hour pre axis
 5. Test Vibration Curve :



QA Lab Reliability test

Test Equipment : Vibration Simulator System

KING DESIGN Co. LTD.

Model : 9363EM-20030-25N80

S / N : MC104053285

Date of Calibration : 05/13/2003

Sample Configuration & Quantity Under Test :

Using one PCA-6751 PC Add-on Card with the following options installed :

1. PCA-6751 Rev.A1

Performance Criteria :

Electronic function check:

1. Running WinCE ver.4.1 for OS, the system should not have degradation in its performance.
2. The testing with Mqbench program for system functions checked and should pass the inspection.

Mechanical function check:

1. The CPU heatsink agglutination on CPU and work properly without any interference.

Test Result :

1. There is no damage in electronic and mechanical functions.
2. Degradation has not been found.
3. Performance is maintained with no incurable physical damage or degradation.
4. The heatsink is properly fixed on the CPU by agglutinant fashion.

Conclusion :

Passed.

The PCA-6751 PC Add-on Card meets random vibration test.

Photo I:




PCA-6751 front view

Photo II:



PCA-6751 rear view

Photo I:



X-axis

QA Lab Reliability test


Photo II:



Y-axis

QA Lab Reliability test

Photo III:



Z-axis